

# How to use SOAP<sub>2</sub>

making waves in saving the planet

## 1. Bottle

The bottle has a lock and unlock function. To unlock and use the soap, you must line up the pump with the opening of the neck of the nozzle.

The Soap2o bottle can be filled in two ways:

1: Use the 4L bottle method



**1** Fill the 4L bottle with water to the fill line



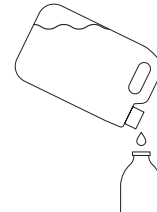
**2** Add 4x 10g sachets to the bottle



**3** Screw on the lid and shake the bottle

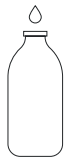


**4** Leave to stand for up to 10 minutes until the solution is ready to use



**5** Pour into the dispensing unit as required

2: Use the 1:1 method. One sachet : one bottle



**1** Add water



**2** Drop the soap sachet into water



**3** Shake the container and wait 60 seconds



**4** Ready to go!

## 2. Dispenser

The dispenser can be filled in two ways:

1: Use the 4L bottle method



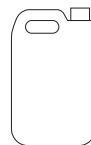
**1** Fill the 4L bottle with water to the fill line




**2** Add 4x 10g sachets to the bottle



**3** Screw on the lid and shake the bottle

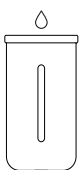


**4** Leave to stand for up to 10 minutes until the solution is ready to use



**5** Pour into the dispensing unit as required

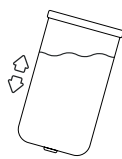
2: Use the 1:1 method. One sachet : one dispenser



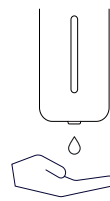
**1** Add water



**2** Drop the soap sachet into water



**3** Shake the container and wait 60 seconds

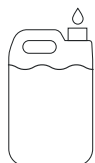


**4** Ready to go!

# How to use SOAP<sub>2</sub>

making waves in saving the planet

## 3. 4L Bottle4Life



1

Fill the 4L bottle with water to the fill line



2

Add 4x 10g sachets to the bottle



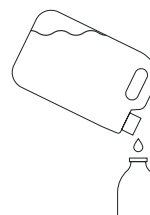
3

Screw on the lid and shake the bottle



4

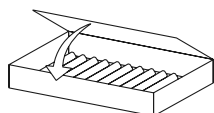
Leave to stand for up to 10 minutes until the solution is ready to use



5

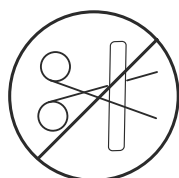
Pour into the dispensing unit as required

## 4. Sachets



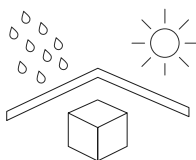
1

Make sure to close the box after removing a sachet



2

Do not tear or cut the sachets



3

Store in a cool, dry area